

RESEARCH DATABASES & MELCAT

Michigan Electronic Library Catalog

(MelCat)-



A collection of books, movies, and other items the library does not own that a patron can borrow from any library in the state. Patron will need to use keyword search box to find the item desired. Type subject, title, or author in tap on magnifying glass to search . Find the item desired and tap “**Get this for me.**” Choose Jordan Valley District Library from the list of libraries. Type in your full name and library barcode number. Tap submit and it will be ordered. The library will contact you when your item is ready to be picked up.

Consumer Reports-



Find reviews, ratings and buying guides for appliances, electronics, etc.

Username: **jordanvalley**

Password: **library22!**

Online Newspaper Archive-



These are local newspapers back to 1903 that have been changed to digital. Just click on title and read.

Ancestry-



This is a genealogy database only available for use in the Library.

Michigan Secretary of State-



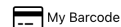
The website for secretary of state.

Scan ISBN Barcodes-



Scan the ISBN barcode of an item (not your library card) to see if item is in library collection.

MY BARCODE-



When you **sign in** to the Library app, it should show the library barcode at the bottom of the screen. Tap on it to bring up your library card barcode. You can switch between **linked accounts** by scrolling up and down.

Picking up holds outside (24/7)



For directions on how to use the Outside Lockers see the **Outside Lockers** separate instructions.

Returning items

- Return items in the outside book return 24/7.
- DVDs, CD's and Video Games are not recommended to be put in the book return. If item becomes damaged, borrower will be responsible for costs to replace the item.
- Make sure your items go through the book return by lifting the top pull down and putting items in individually so they are safely returned.



Welcome



Jordan Valley District Library

Library App



One Library Lane

P.O. Box 877

East Jordan MI 49727

(231) 536 -7131 phone

Mon.-Fri. 9 a.m. to 5 p.m.

<http://jvdl.info>

Mobile Library App

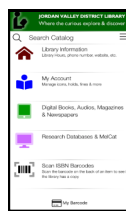


- In your App Store



- Search for “**Jordan Valley District Library**”
- Click on the App and Download it.
- Once installed, open the app and tap on “**My Account**”
A pop up welcome will show with an option to Sign In. Tap on **Sign In**.
- A Sign in window will appear. You can manually enter your library barcode in **Borrower Information**, or tap on “**Scan Barcode**” to scan the back of your library card. The library app will ask to use your camera.
- **PIN** is the **last four digits** of your **phone number**.
(Make sure the library has the correct phone number) or the PIN will not work.
- Tap on Green Login.

The Library App main page will look like this.



Search Catalog

- In the “**search catalog**” bar, enter the title or author of the item you want to search for in the Library’s collection. Tap on the magnifying glass to search.
- If an item is available, it will appear. Underneath the title or author name, it will show you the format of the item. Tap on the cover, and it will show : the catalog item record information, the availability status of the item, and the section where it’s located in the library by scrolling to bottom of screen.

Place and Cancel Holds

- If the item is checked out, your hold will be placed in the order it was received and the library will notify you when it’s available.

- Place hold by tapping on the item on the “**Place Hold**” box.
- Select the pickup location by tapping on the arrow. It will show **Jordan Valley District Library** for pickup (inside the library) and **Outside locker** for pick up (outside lockers).
- User bar will show your name. If you want to change the hold to a linked user account, tap on the arrow and select the account you want. Once your choices are picked, tap on **place hold**.
- A pop up should show up that says “**Jordan Valley District Library: Hold Placed**”. Tap on **OK**.
- To cancel a hold, tap on “**my account**”, then “**holds**”, select the item to cancel and tap on the **red cancel hold box**. Remove box will appear asking you to **confirm**.

Notes:

- **3 week** loan period for books and audiobooks.
- **1 week** for DVD’s, Video Games, magazines, CD’s..
- You are allowed 1 renewal period for each item.
- There is a **10 cent late fee** on Books and Audiobooks
- **\$1 late fee** on DVDs, and Video Games.
- 7 items are allowed to be checked out on each account.

LIBRARY INFORMATION

Shows library hours, contact information and website.

MY ACCOUNT

Tap on “**my account**”. The pop up window will show your name, checkouts, holds, fines and devices.

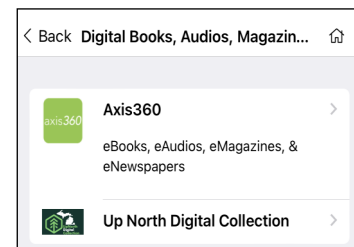
- There is an option to **Linked Accounts**, which will allow you to link multiple library card accounts to your device. For example, you can connect more than one library card account to see what is checked out and when items are due.

“**Preferences**” allows you to move the icon order on your device, by tapping the arrow on the side of the icon bar and moving the icon up or down. **Home page layout** found right underneath, can be changed from **flow** to **scroll**. You need to tap on **RELOAD** at the bottom of the page in order to save the settings.

It will stay logged in, unless you decide to sign out. If you sign out, you will need to log back in to see your account.

DIGITAL BOOKS, AUDIOS, MAGAZINES & NEWSPAPERS-

On the home page, tap on Digital Books, Audios, Magazines link. There are 2 collections: Axis 360 & Up North Digital Collection.



Axis 360 is a digital collection of ebooks and eAudios for adults, teens and children. PressReader is included in Axis 360 which contains thousands of newspapers & magazines from all over the world. (For directions on how to use Axis 360 and PressReader see Axis 360 separate instructions).

Up North Digital Collection is a digital collection of ebooks and eaudios with digital magazines to check out. (For directions on how to use Up North Digital Collection see Up North Digital Collection separate instructions).

Notes for using the Axis 360 & Up North Digital

- 5 items are allowed to be checked out at one time.
- 3 days to check out a hold once it becomes available.